



**OFFICE OF THE CONTROLLER OF EXAMINATIONS**

**BISHOP HEBER COLLEGE (AUTONOMOUS), TIRUCHIRAPPALLI – 17.**

U.G PROGRAMME – 2015 – 2018  
Overall Results – Percentage of Passes - April 2018

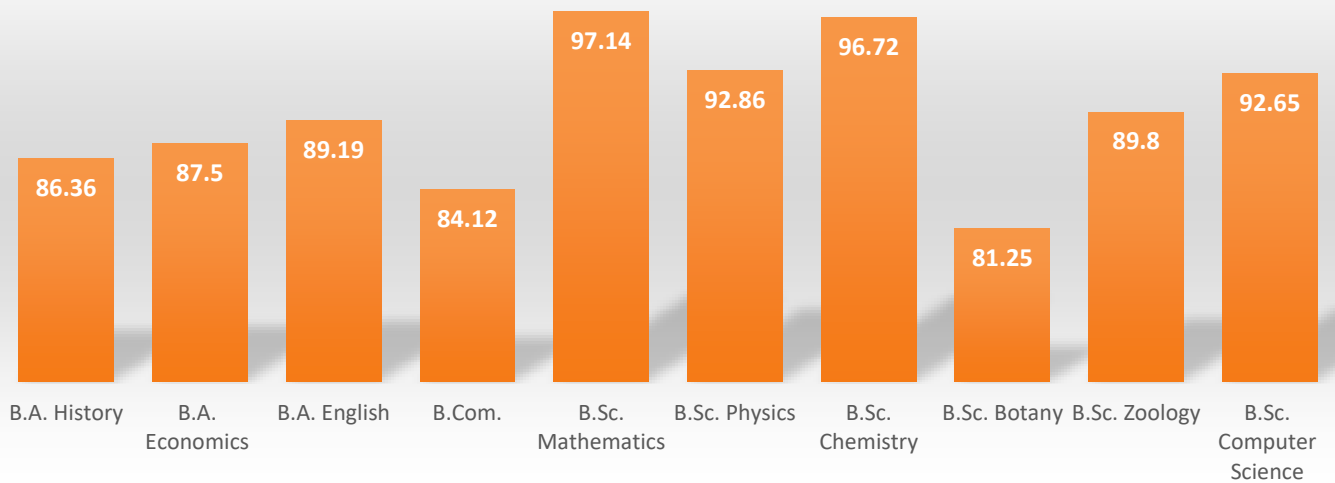
**AIDED SECTION**

<b>S.No</b>	<b>Programme</b>	<b>On Roll</b>	<b>Appeared</b>	<b>No. of Passes</b>	<b>Overall % of Passes</b>
01.	B.A. History	44	44	38	86.36
02.	B.A. Economics	40	40	35	87.50
03.	B.A. English	74	74	66	89.19
04.	B.Com.	68	68	64	84.12
05.	B.Sc. Mathematics	70	70	68	97.14
06.	B.Sc. Physics	70	70	65	92.86
07.	B.Sc. Chemistry	61	61	59	96.72
08.	B.Sc. Botany	64	64	52	81.25
09.	B.Sc. Zoology	49	49	44	89.80
10.	B.Sc. Computer Science	68	68	63	92.65

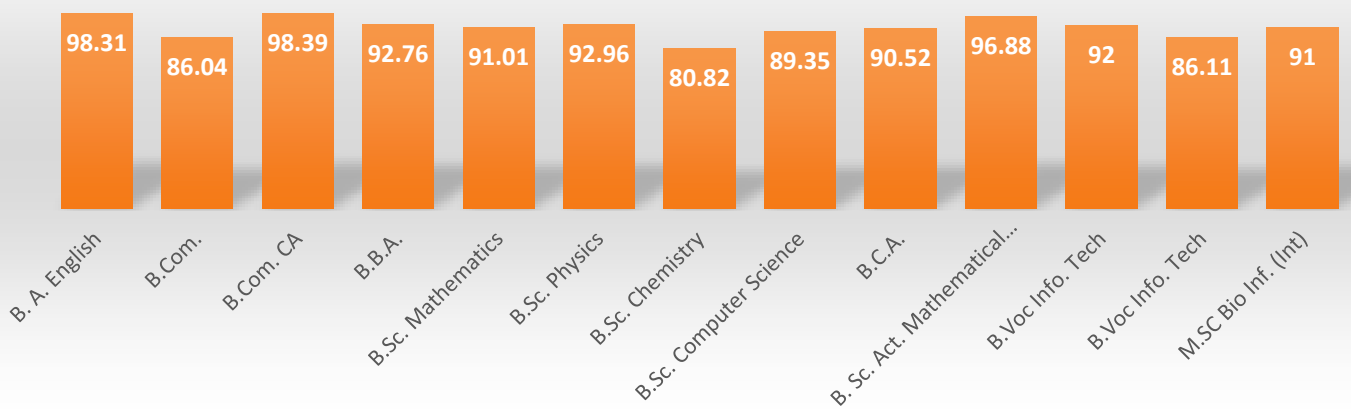
**SELF FINANCED SECTION**

<b>S.No</b>	<b>Programme</b>	<b>On Roll</b>	<b>Appeared</b>	<b>No. of Passes</b>	<b>Overall % of Passes</b>
01.	B. A. English	59	59	58	98.31
02.	B.Com.	222	222	191	86.04
03.	B.Com. CA	62	62	61	98.39
04.	B.B.A.	152	152	141	92.76
05.	B.Sc. Mathematics	178	178	162	91.01
06.	B.Sc. Physics	71	71	66	92.96
07.	B.Sc. Chemistry	73	73	59	80.82
08.	B.Sc. Computer Science	169	169	151	89.35
09.	B.C.A.	211	211	191	90.52
10.	B. Sc. Act. Mathematical Science	64	64	62	96.88
11.	B.Voc Info. Tech	25	25	23	92.00
12.	B.Voc Info. Tech	36	36	31	86.11

## Overall % of Passes UG Aided section 2015-2018



## Overall % of Passes UG Self Financed section 2015-2018





OFFICE OF THE CONTROLLER OF EXAMINATIONS

BISHOP HEBER COLLEGE (AUTONOMOUS), TIRUCHIRAPPALLI – 17.

P.G PROGRAMME – 2016 – 2018

Overall Results – Percentage of Passes - April 2018

**AIDED SECTION**

S.No	Programme	On Roll	Appeared	No. of Passes	Overall % of Passes
01.	M.A. Tamil	13	13	12	92.31
02.	M.A. English	46	46	46	100
03.	M.S.W.	24	24	24	100
04.	M.Sc. Mathematics	38	38	34	89.47
05.	M.Sc. Chemistry	23	23	23	100
06.	M.L.I.S.	04	04	04	100
07.	M.Sc. Environmental Sciences	20	20	18	90


**SELF FINANCED SECTION**

S.No	Programme	On Roll	Appeared	No. of Passes	Overall % of Passes
01.	M.A. English	46	46	46	100
02.	M. A. History	04	04	04	100
03.	M.S.W.	25	25	25	100
04.	M.Com.	35	35	34	97.14
05.	M.B.A.	125	125	118	94.40
06.	M.Sc. Mathematics	79	79	69	87.34
07.	M.Sc. Physics	65	65	53	81.54
08.	M.Sc. Chemistry	30	30	27	90
09.	M. Sc Botany	20	20	19	100
10.	M.Sc. Zoology	19	19	19	95
11.	M.Sc. Biotechnology	10	10	10	100
12.	M.Sc. Actuarial Science	43	43	39	90.70
13.	M.Sc. Computer Science	86	86	80	93.02
14.	M.Sc. Information Tech	14	14	12	85.71
15.	M. Sc Bioinformatics (Int)	03	03	03	100

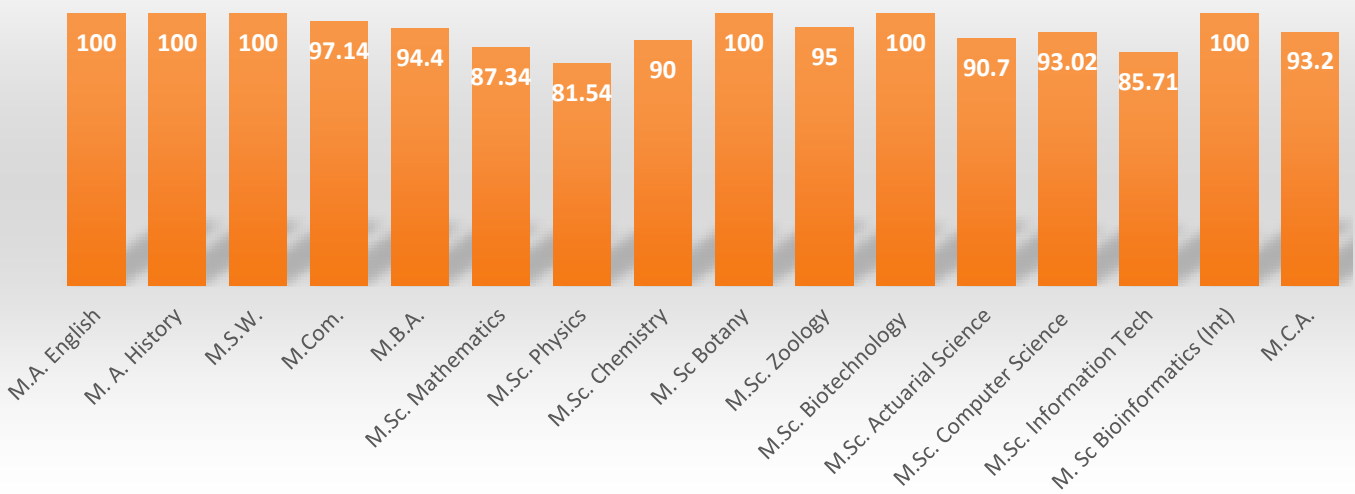
**2015 – 2018 Batch**

S.No	Programme	On Roll	Appeared	No. of Passes	Overall % of Passes
01.	M.C.A.	103	103	96	93.20

## Overall % of passes PG Aided section 2016 - 2018



## OVERALL % OF PASSES PG SF SECTION 2016-2018



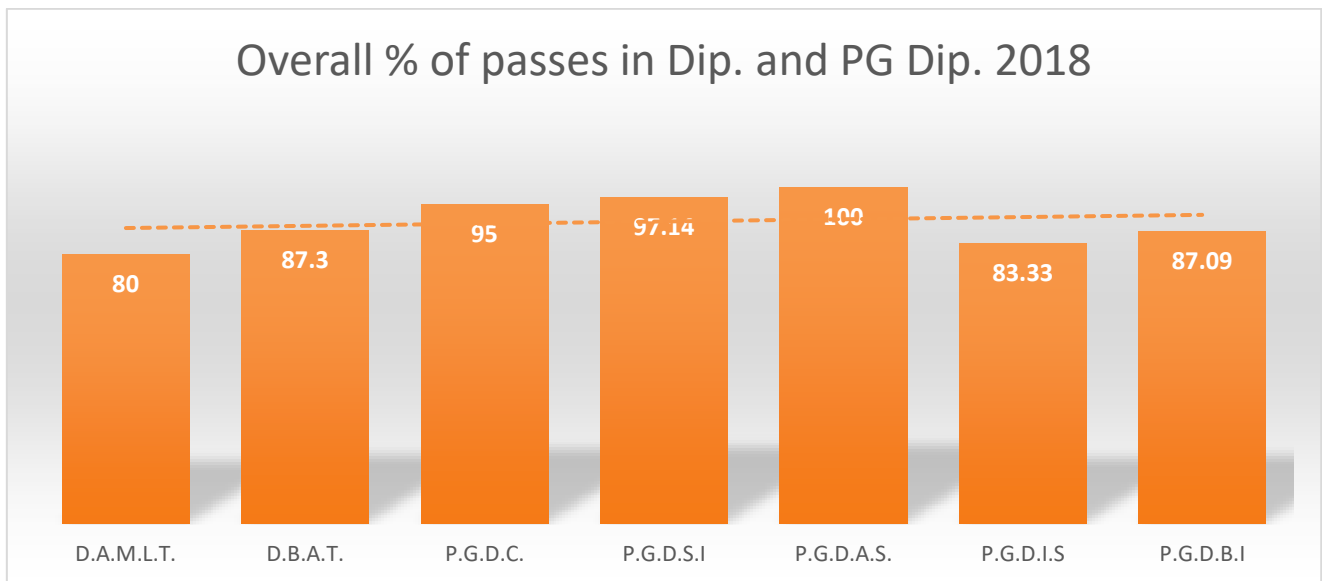


**OFFICE OF THE CONTROLLER OF EXAMINATIONS**  
**BISHOP HEBER COLLEGE (AUTONOMOUS), TIRUCHIRAPPALLI – 17.**

DIPLOMA PROGRAMMES – 2017 – 2018  
Overall Results – Percentage of Passes – April 2018

S.No	Programme	On Roll	Appeared	No. of Passes	Overall % of Passes
01.	D.A.M.L.T.	45	45	36	80.00
02.	D.B.A.T.	63	63	55	87.30

S.No	Programme	On Roll	Appeared	No. of Passes	Overall % of Passes
01.	P.G.D.C.	60	60	57	95.00
02.	P.G.D.S.I	70	70	68	97.14
03.	P.G.D.A.S.	01	01	01	100.00
04	P.G.D.I.S	12	12	10	83.33
05	P.G.D.B.I	31	31	27	87.09





**OFFICE OF THE CONTROLLER OF EXAMINATIONS**

**BISHOP HEBER COLLEGE (AUTONOMOUS), TIRUCHIRAPPALLI – 17.**  
(Affiliated to Bharathidasan University)

**OVERALL PERFORMANCE (2017– 2018 BATCH) – AUGUST 2018**

**M. Phil. PROGRAMMES (FULL TIME)**

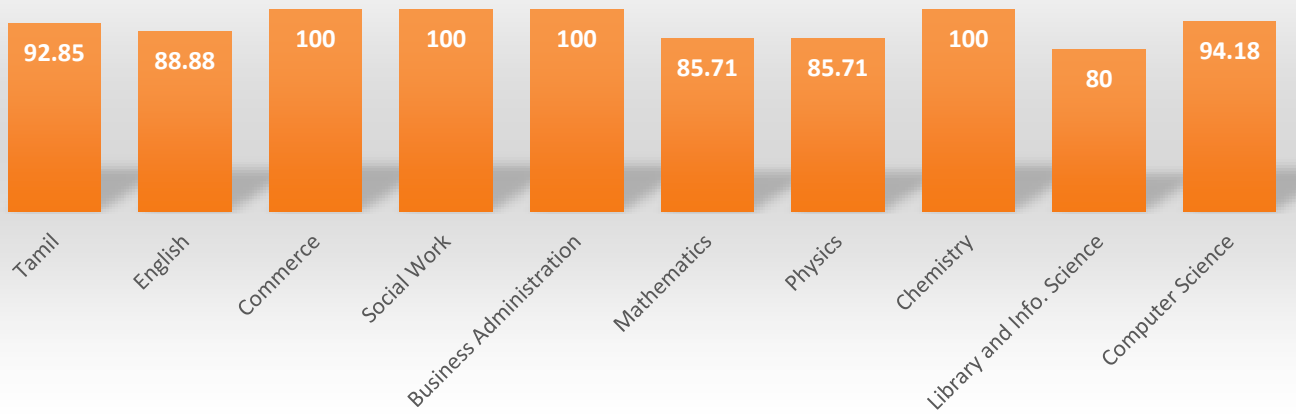
SI. NO	Programme	On Roll	Appeared	Over all Pass	Over all % of Passes
01.	Tamil	14	14	13	92.85
02.	English	45	45	40	88.88
03.	Commerce	2	2	2	100
04.	Social Work	3	3	3	100
05.	Business Administration	10	10	10	100
06.	Mathematics	21	21	18	85.71
07.	Physics	7	7	6	85.71
08.	Chemistry	3	3	3	100
09.	Library and Info. Science	5	5	4	80.00
10.	Computer Science	17	17	16	94.18

**OVERALL PERFORMANCE (2016 – 2018 BATCH) – MAY 2018**

**M. Phil. PROGRAMMES (PART TIME)**

SI. NO	Programme	On Roll	Appeared	Over all Pass	Over all % Passes
01.	Tamil	12	12	08	66.67
02.	Social Work	05	05	-	-
03.	Commerce	01	01	01	100
04.	Business Administration	04	04	04	100
05.	Physics	03	03	02	66.67
06.	Chemistry	04	04	02	50
07.	Library and Info. Science	03	03	-	-

### M.Phil FT 2017-2018 % of passes



### M.Phil PT 2016-2018 % of passes

